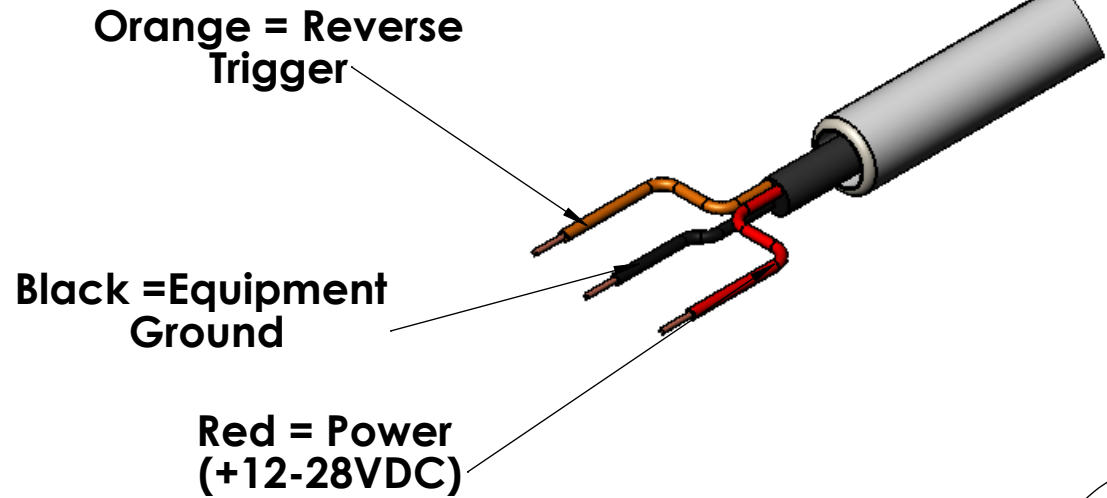
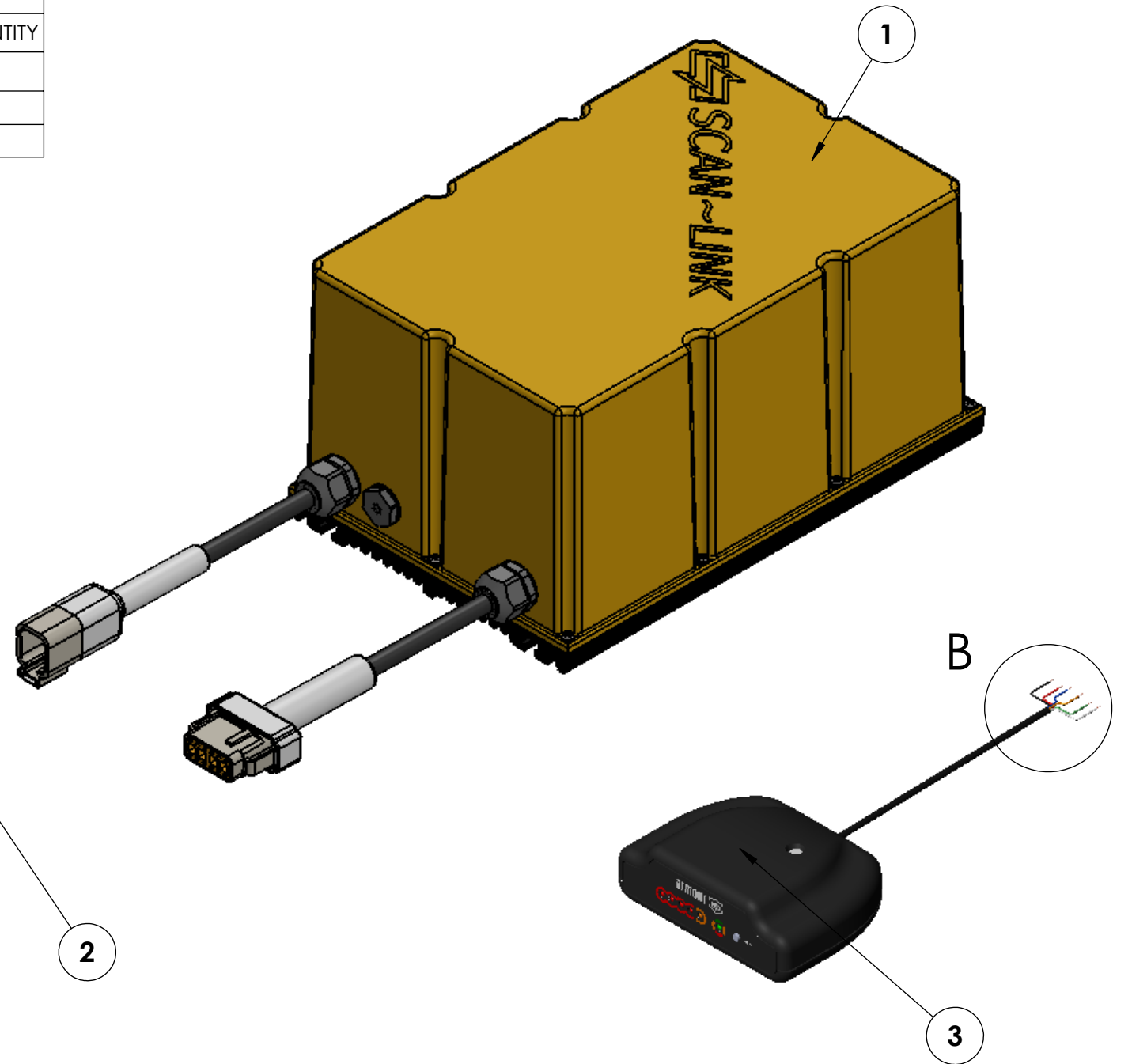
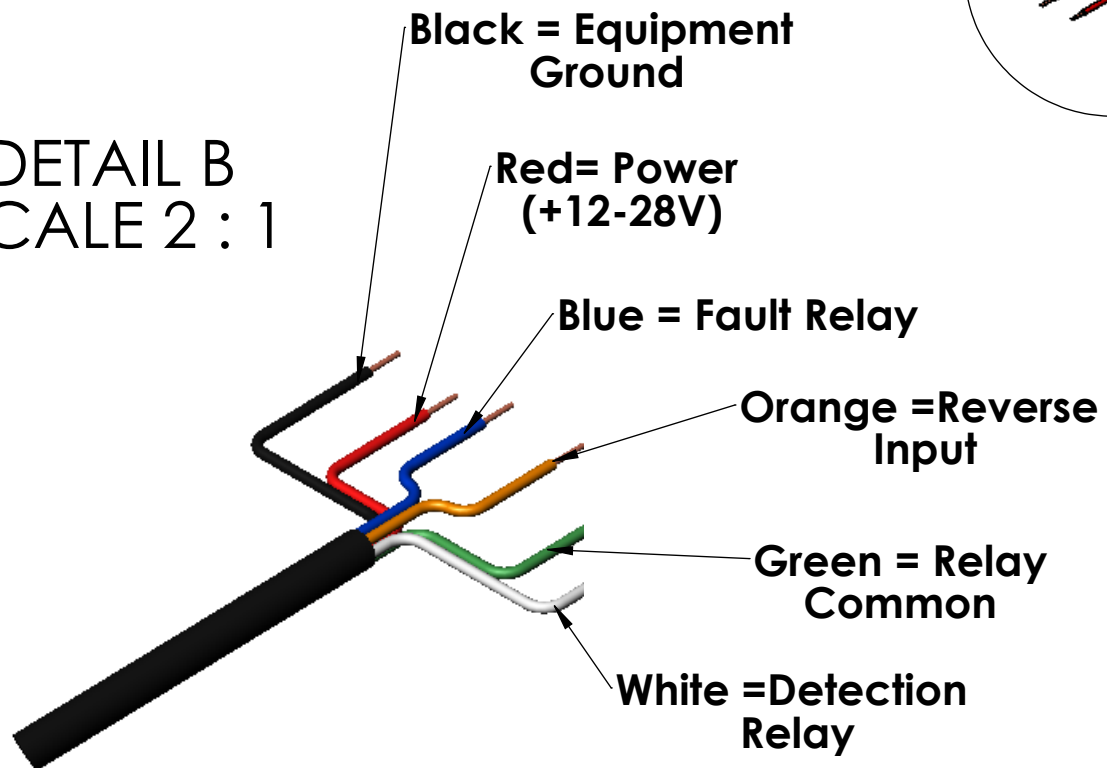


BOM TABLE					
ITEM NO.	PART NUMBER	DESCRIPTION	MANUFACTURER	VENDOR	QUANTITY
1	SLAU-UV-NB-ERT-DT	ANTENNA UNIT	SCAN~LINK TECHNOLOGIES	SCAN~LINK TECHNOLOGIES	1
2	SLPH-6-3-1.5m	POWER HARNESS	SCAN~LINK TECHNOLOGIES	SCAN~LINK TECHNOLOGIES	1
3	SLDU-006SRE	IN-CAB DISPLAY UNIT	SCAN~LINK TECHNOLOGIES	SCAN~LINK TECHNOLOGIES	1

DETAIL A
Scale 1:1



DETAIL B
SCALE 2:1



UNLESS OTHERWISE SPECIFIED:

DIMENSIONS ARE IN INCHES
TOLERANCES:
FRACTIONAL ±
ANGULAR: MACH ± BEND ±
TWO PLACE DECIMAL ±
THREE PLACE DECIMAL ±

INTERPRET GEOMETRIC TOLERANCING PER:

MATERIAL

FINISH

DO NOT SCALE DRAWING

	NAME	DATE
DRAWN	KG	JUN-10
CHECKED	JF	--
ENG APPR.	JF/US	--
MFG APPR.	JF/US	--
Q.A.	JF/US	--

PART NUMBER

SCAN~LINK

TITLE:
STANDARD 2.0 UNIT
-REVERSE TRIGGER

SIZE	DWG. NO.	REV
B	STANDARD 2.0 UNIT	0

SCALE:2:5 SHEET 1 OF 1

PROPRIETARY AND CONFIDENTIAL
THE INFORMATION CONTAINED IN THIS DRAWING IS THE SOLE PROPERTY OF SCAN~LINK TECHNOLOGIES. ANY REPRODUCTION IN PART OR AS A WHOLE WITHOUT THE WRITTEN PERMISSION OF SCAN~LINK TECHNOLOGIES IS PROHIBITED.