

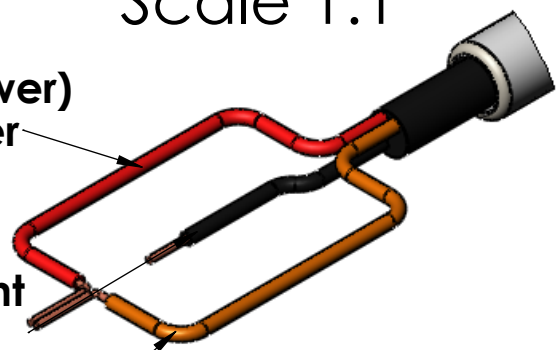
BOM TABLE					
ITEM NO.	PART NUMBER	DESCRIPTION	MANUFACTURER	VENDOR	QUANTITY
1	SLAU-UV-NB-ERT-DT	ANTENNA UNIT	SCAN~LINK TECHNOLOGIES	SCAN~LINK TECHNOLOGIES	1
2	SLPH-6-3-1.5m	POWER HARNESS	SCAN~LINK TECHNOLOGIES	SCAN~LINK TECHNOLOGIES	1
3	SLDU-006SRE	IN-CAB DISPLAY UNIT	SCAN~LINK TECHNOLOGIES	SCAN~LINK TECHNOLOGIES	1
4	SLBA-12	BEEPER ASSEMBLY V1	SCAN~LINK TECHNOLOGIES	SCAN~LINK TECHNOLOGIES	1

DETAIL A
Scale 1:1

Orange+Red (Power)
= Ignition Trigger

Black = Equipment
Ground

Red = Power
(+12-28VDC)



Black = Equipment
Ground

Red = Power
(+12-28VDC)

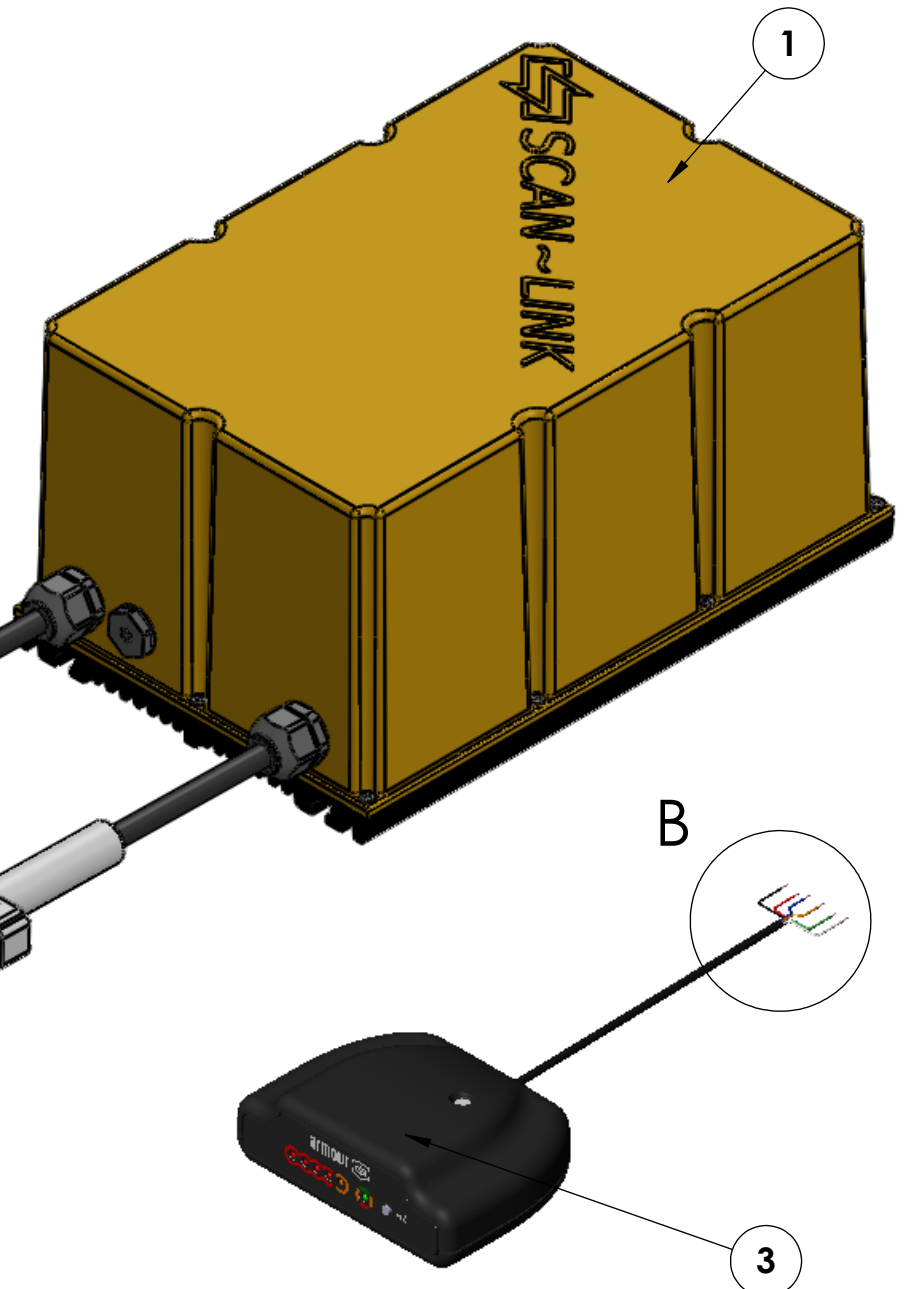
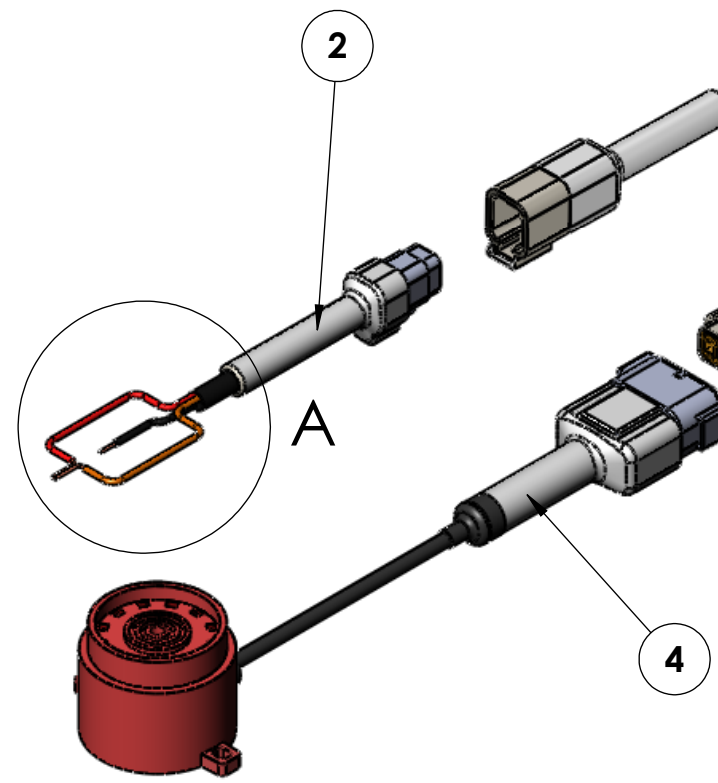

Blue = Fault Relay

Orange = Reverse
Input

Green = Relay
Common

White = Detection
Relay

DETAIL B
SCALE 2 : 1



PROPRIETARY AND CONFIDENTIAL
THE INFORMATION CONTAINED IN THIS DRAWING IS THE SOLE PROPERTY OF SCAN~LINK TECHNOLOGIES. ANY REPRODUCTION IN PART OR AS A WHOLE WITHOUT THE WRITTEN PERMISSION OF SCAN~LINK TECHNOLOGIES IS PROHIBITED.

UNLESS OTHERWISE SPECIFIED:
DIMENSIONS ARE IN INCHES
TOLERANCES:
FRACTIONAL ±
ANGULAR: MACH ± BEND ±
TWO PLACE DECIMAL ±
THREE PLACE DECIMAL ±
INTERPRET GEOMETRIC TOLERANCING PER:
MATERIAL
FINISH --
DO NOT SCALE DRAWING

	NAME	DATE
DRAWN	KG	Jun-10
CHECKED	JF	--
ENG APPR.	JF/US	--
MFG APPR.	JF/US	--
Q.A.	JF/US	--

SCAN~LINK		
TITLE: STANDARD 2.0 UNIT -IGNITION TRIGGER WITH BEEPER		
SIZE B	DWG. NO. STANDARD 2.0 UNIT	REV 0
SCALE: 2:5		SHEET 1 OF 1